



Ableton Live Set Export Integration Guidelines



Ableton Live Set Export

Add Ableton Live Set Export to your application

4
Text label in action sheet

Promote Ableton Live Set Export

6
Ableton Live Set Export badge

9
Using the name Ableton Live Set Export

10
Suggested messaging

11
Partner videos

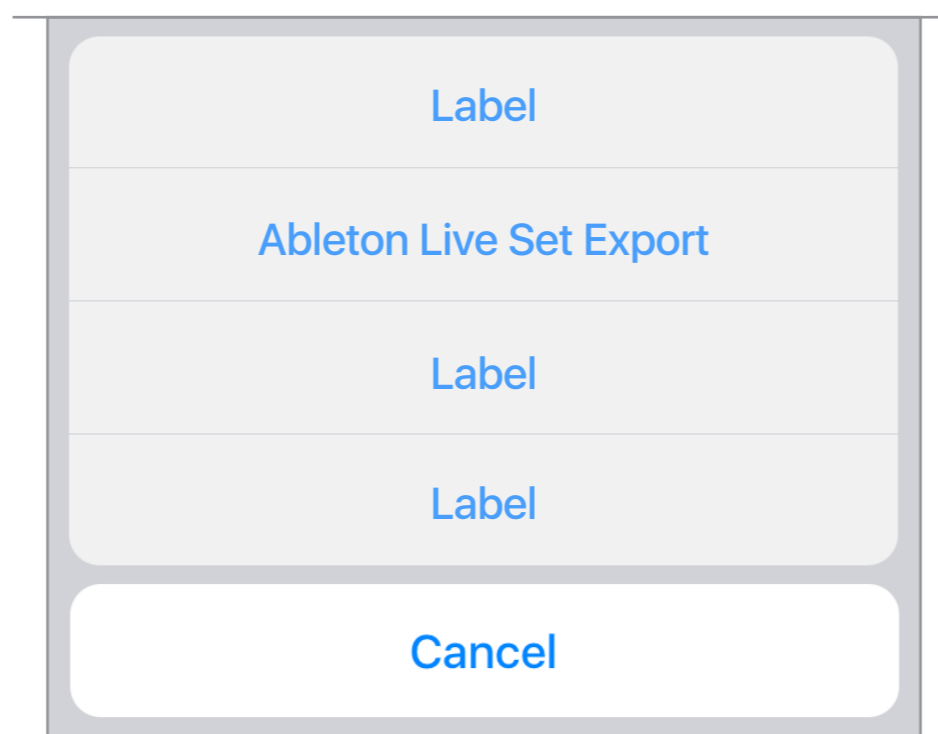


**Add Ableton Live Set Export
to your application**



We recommend adding the Ableton Live Set Export feature to your app's existing render or audio/MIDI export options.

Suggested option label is 'Ableton Live Set Export'.



(4.1) Text label in action sheet



Promoting Ableton Live Set Export

The Ableton Live Set Export badge can be used to promote the technology being integrated into your app. The badge can appear on **banners, product tours, app store screenshots, websites and more.**

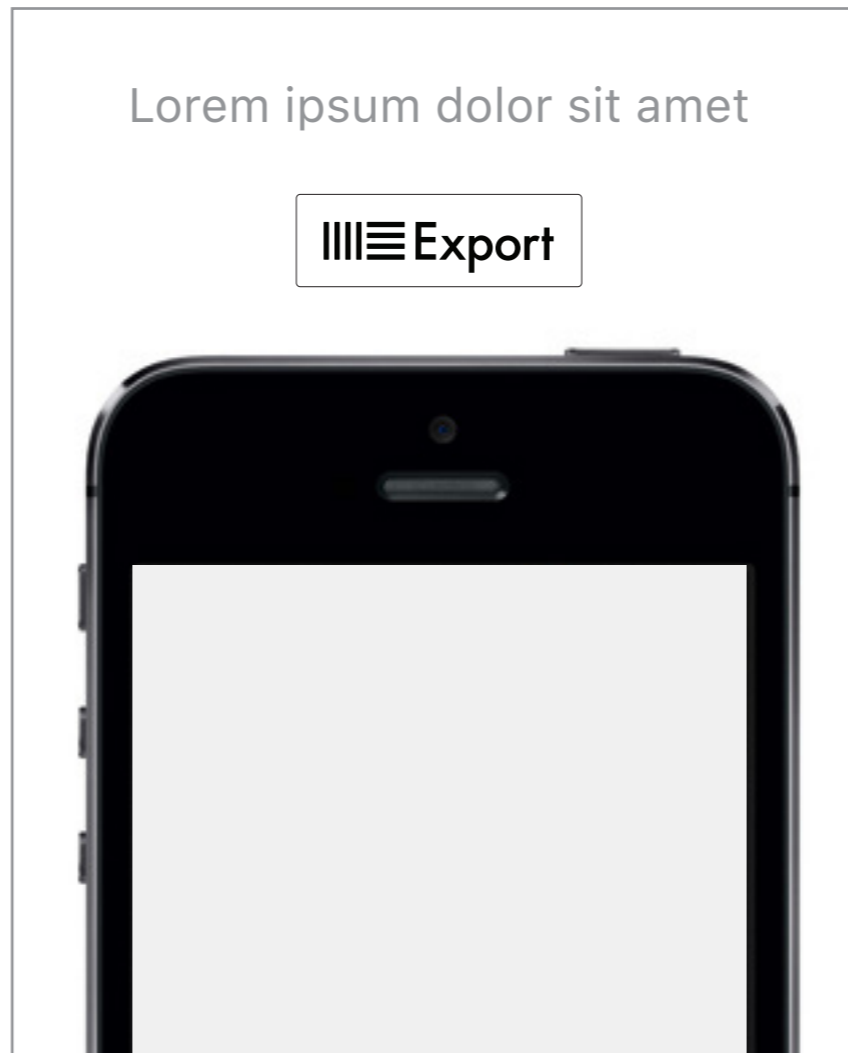
There is a **white** and **black** badge available and you should use the color which **best matches** your app's communication designs.



(6.1) White Ableton Live Set Export badge



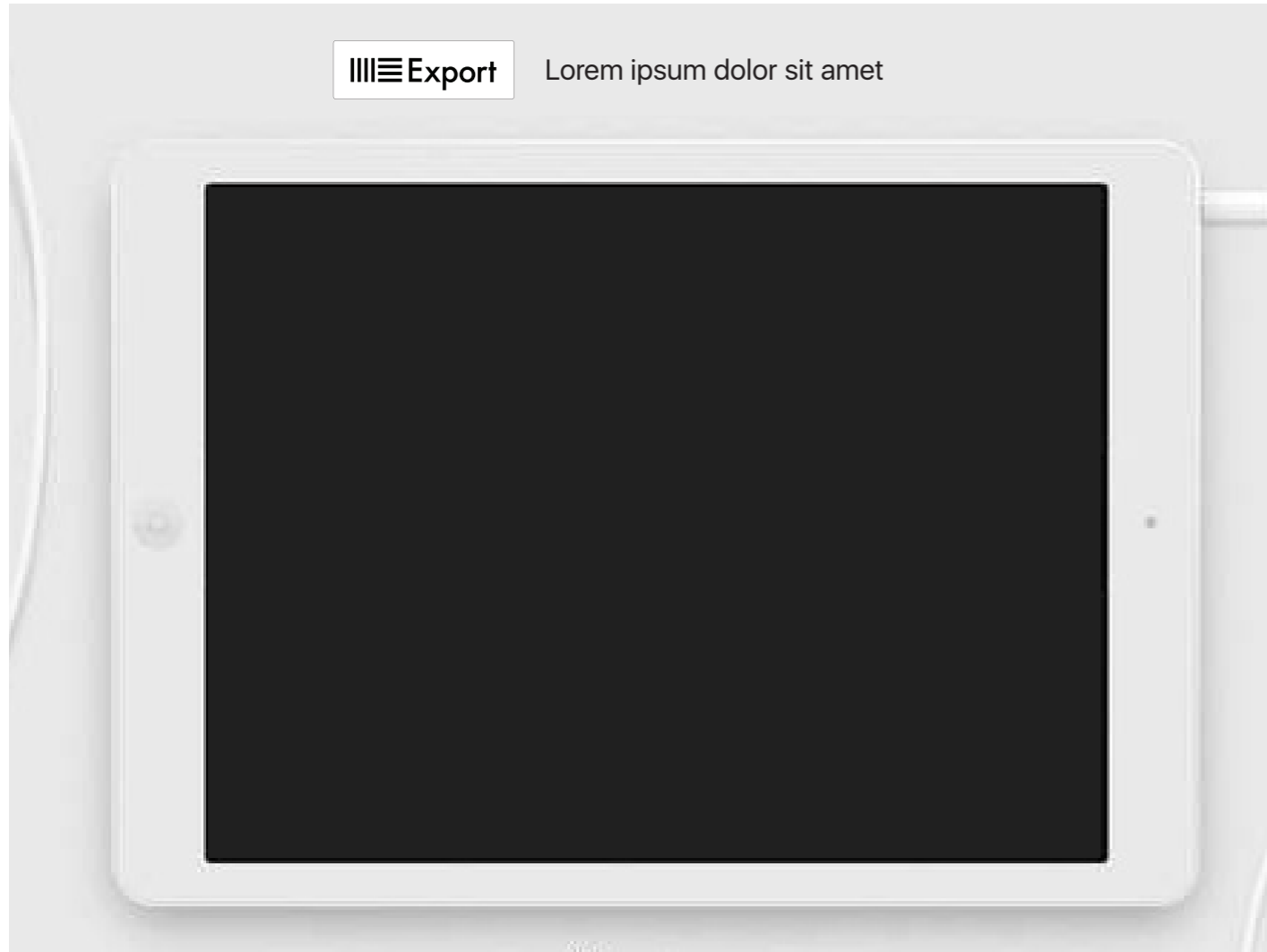
(6.2) Black Ableton Live Set Export badge



(6.3) **Correct usage:** Use the white badge for white and light colored backgrounds



(6.4) **Correct usage:** Use the black badge for black or dark colored backgrounds



(7.1) **Correct usage:** Use the white badge for white and light colored backgrounds



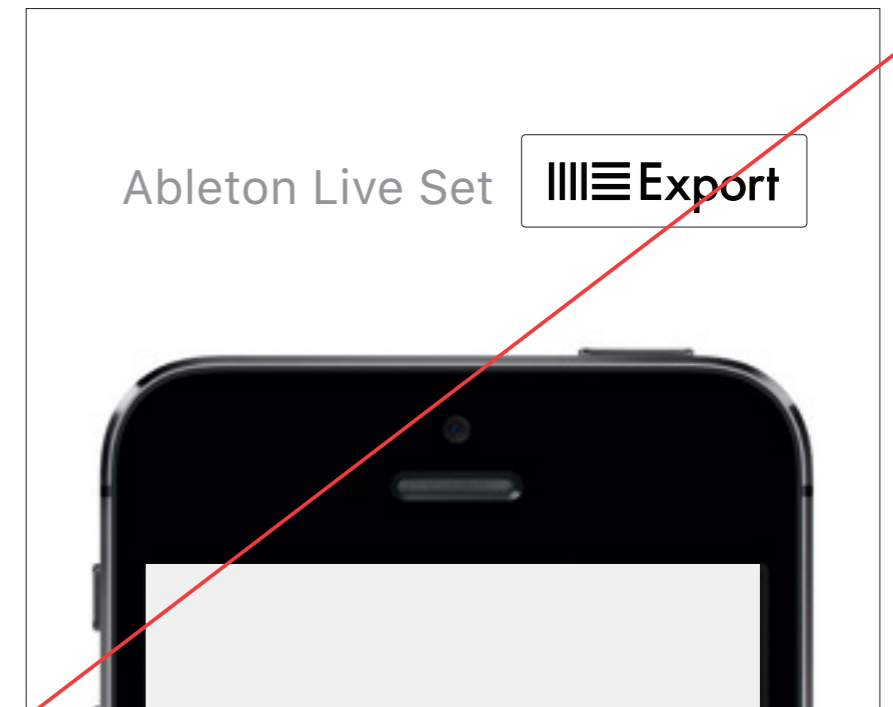
(7.2) **Correct usage:** Use the black badge for black or dark colored backgrounds

The Ableton Live Set Export badge should not be edited or modified in any way (8.1). It should never be used to represent the name Ableton Live Set Export in text (8.2) and should always appear alone, not with or next to the full Ableton logo (8.3).

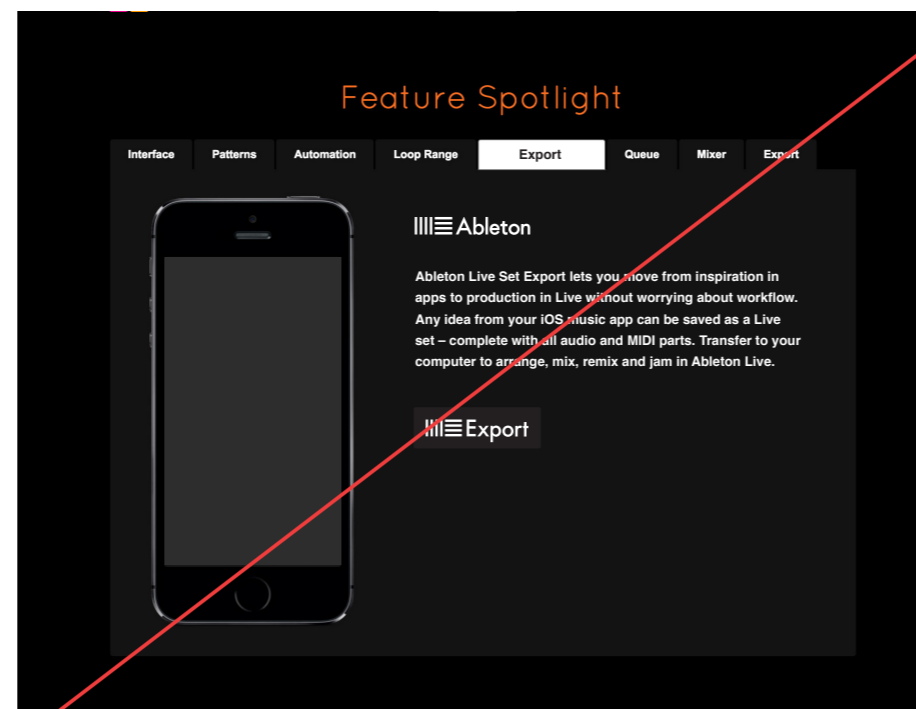
The badge has a stroke outline that should always be present in both **white** and **black** options (8.4).



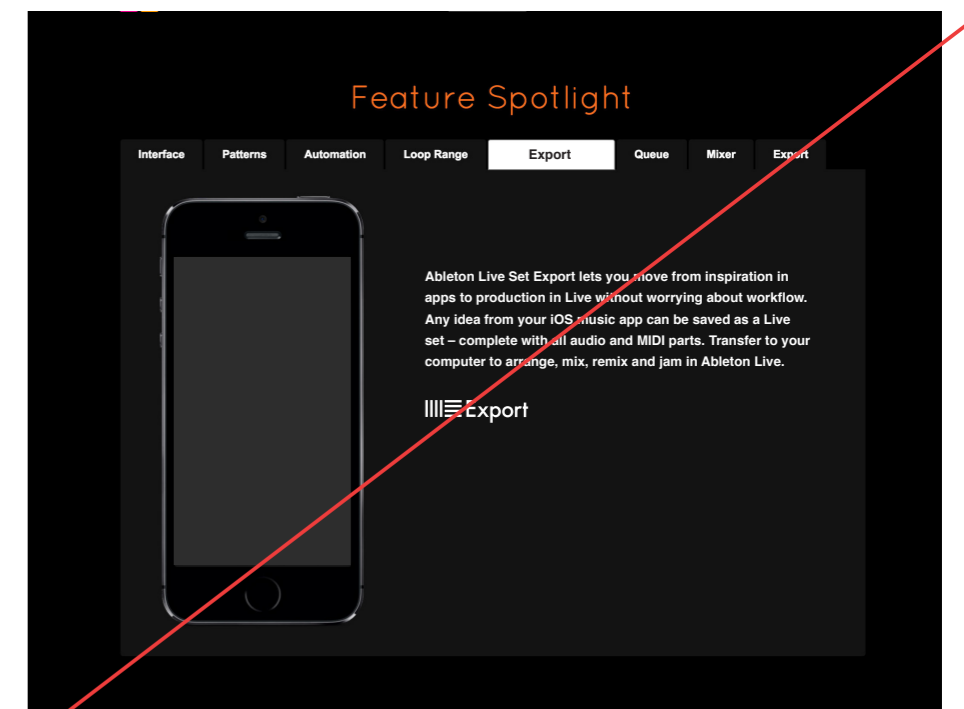
(8.1) **Incorrect usage:** Do not edit or modify the badge



(8.2) **Incorrect usage:** Do not use the badge to represent text



(8.3) **Incorrect usage:** Do not use with or near the Ableton logo



(8.4) **Incorrect usage:** The keyline should always be present

When promoting Ableton Live Set Export you will use messaging to describe what the technology does and how it adds to your application.

It is important that the name remains consistent across communications when talking about the brand.

When using the name Ableton Live Set Export in headlines or copy, always typeset Ableton Live Set Export as **four words** set in title case (9.1). Never make Ableton Live Set Export one word (9.2) or typeset in capital letters (9.3).

Never use the Ableton Live Set Export badge to represent the name Ableton in text (9.4).

New version 2.5.19 now with Ableton Live Set Export support.

(9.1) Correct usage

~~New version 2.5.19 now with AbletonLiveSetExport support.~~

(9.2) Incorrect usage: do not make one word

~~New version 2.5.19 now with ABLETON LIVE SET EXPORT.~~

(9.3) Incorrect usage: do not use all capitals

~~New version 2.5.19 now with  Export support.~~

(9.4) Incorrect usage: do not use Ableton Live Set Export badge in text



You can use the suggested messaging on the right to promote Ableton Live Set Export in app promotions, or you can develop your own copy related to your app. Always follow the guidelines for using the name when talking about Ableton Live Set Export.

Ableton Live Set Export description:

Ableton Live Set Export helps you move from inspiration in apps to production in Live. Any idea from your iOS music app can be saved as an Ableton Live set – complete with all audio and MIDI parts. Transfer to your computer to arrange, mix, remix and jam in Ableton Live.

About Ableton AG:

Ableton makes Live, Push and Link. With these products, a diverse community of artists creates amazing things. Ableton is based in Berlin and the company is run by its founders. Many of the staff are musicians, producers and DJs.




Videos can be created to promote that apps have integrated Ableton Live Set Export and demonstrate how it functions. When doing this it should be very clear to the viewer who the app and video is made by. It should not look like Ableton has created the app, video or anything other than the Ableton Live Set Export technology.

Video end slides are a good opportunity to display the Ableton Live Set Export badge. This must always be accompanied by a sentence stating the app name and explaining that it now has Ableton Live Set Export as an integrated feature (11.1). If including a URL, it should not be the Ableton Live Set Export URL (11.2). Instead it should have the app's URL for their Ableton Live Set Export page or website section.


The app's branding should always be present and should not adopt any of Ableton's visual elements, such as color or typography (11.3). The white or black badge can be used depending on which is most suited to the app brand.



(11.1) Correct usage: Video end slide



(11.2) Incorrect usage: Do not use the Ableton's URL



(11.3) Incorrect usage: Do not use Ableton visual elements (typeface)



[Ableton.com](https://www.ableton.com)